


Lupin Leaps In



# BREAKING CAT NEWS

*CARTOONING GUIDE*



# Georgia Dunn's Tips to begin cartooning



## 1. Write, write, write! (Draw, draw, draw!)

Write stories for fun, for projects, for yourself, for your friends. Stories, poems, comics, jokes, observations, thoughts, lists, journals—everything! You have all these stories inside you, the more you tap into them, the more they will tumble out! (And the same goes for drawing!)



## 2. Read as many comics as you can!

Soak them up and study your favorites. Examine how the jokes and surprises are set up from panel to panel. Take in what works and question what doesn't. ("How could I make this panel funnier?")

## 3. Make comics! A lot of comics!

'Breaking Cat News' was probably the 40 or 50th comic I started in my life (starting when I was a kid). It was my 3rd web-comic. Make comics, share them, learn from feedback, ignore negativity, appreciate helpful advice... And then make more comics! Nothing teaches like doing!



## 4. Trust in yourself, and in your stories.

You are the only person who can ever tell the stories you have inside you. There are people out there who need your stories. They will mean so much to them.





# HOW TO DRAW THE GOOD BOYS OF BCN

Start with a pencil with a sharp point and a clean eraser. Work very lightly (I actually darkened these lines so you could see them better). Take your time and practice!




I call this "the bowling pin phase."

Now we're looking cat-like!



Puck is missing his back right foot.



Elvis has tall, wide ears. Puck has short, little ears.



This mouth was a mistake I decided to keep!

The clothes make the cat!



Elvis has a bell shaped head. Lupin's is shorter.




Don't worry about erasing lines just yet! Use them as guides.



You will make mistakes, and that's ok! Mistakes are a terrific way to learn-as-you-go. Some of the best face expressions I've drawn started off as an eyebrow or lip I got wrong and thought, "wow, Elvis looks so delighted now—"

You're ready to ink! Trace the lines you want to keep, leave the rest to erase later. If you're going to paint your drawing, be sure to use a waterproof pen or marker! You can always use colored pencils or crayons to add some color to your work, too.



I like to add a lot of details during this stage, like Elvis's and Lupin's little "fluffy bits" on their cheeks, and the tufts of fur in their ears, too. It's fun to add fabric patterns or fur markings with paint!



# DRAWING FACE EXPRESSIONS

Drawing face expressions is a lot of fun and comes with practice. Watch your most animated loved ones, and observe their features when they speak or react. Grab a mirror and make silly faces of your own!




Resting Cat Face



Shocked



Annoyed




With animals, fur can also signal emotions



Content



Raised eyebrows indicate surprise



Cat ears are very expressive



Attentive



Awkward fangs



Happy



Delighted



Uncertain

A gesture can help express an emotion



Mischievous




Closed eyes to convey misplaced confidence





Take it one line at a time! ❤️

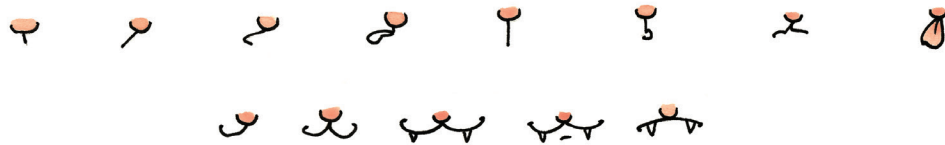
**EYES** The eyes are a window into our feelings, and eyebrows set the tone. Draw those two little dashes every way that comes to mind, and see what expressions pop out at you!



Even closed eyes are expressive. Are they happy, relaxed, purring eyes? Sleeping eyes? Frustrated and shut tight? Knowingly resting?




**NOSE AND MOUTH** In cats, the nose and mouth work together. Think of the nose as an anchor. When it comes to mouths, every little line tells a story. Even just a short squiggle to the side can change "confused" to "perplexed."




### MIX & MATCH

The same eyes can look very different, depending on which mouth you pair them with!




Don't worry about mistakes! Just gently erase, correct, and move on! 





# DRAWING YOUR PET AS A REPORTER

Would your pet be a hard-hitting, cynical journalist, a sensitive interviewer, a pet of adventure, or...?



Take a good look at your pet. Are they tall and lean like Elvis? Short and round like Puck?


Would your pet have a big, wide smile like Tommy? Or a more serious expression, like Tabitha?

Every cat has their own unique look. Some cats are fluffy, some are sleek. Even two tabbies will have their own distinct markings, if you look closely.



The Kansas City, MO, BCN office is a quartet of very different looking good boys.

What is your pet's personality? Simple and casual? Fancy? Creative? Think about what your pet might want to wear when you pick out their clothes.



Would your pet have a co-anchor?




## OTHER NEWS AFFILIATES



### FISH NEWS

Breaking pet news! Whatever pet you have, there's a broadcast for their stories! (And yours!)




### BIRD NEWS



### RAT NEWS



### LIZARD NEWS



### DOG NEWS



### FERRET NEWS

And so many more!  
Enjoy creating  
your own!



# CREATE YOUR OWN PET NEWS NETWORK

NAME: \_\_\_\_\_

DATE: \_\_\_\_\_

**DIRECTIONS:** Break a news story with your own team of reporters! Think of a situation that might seem ordinary to you, but would be unusual or interesting to animals observing it. Now think about how those animals might retell the event as a news story, and bring it to life by drawing it as a cartoon! Start with an **anchor** behind the desk to present the situation, then switch to one or more **reporters** on the scene to give the rest of the scoop. Your news team can be the cats from *Lupin Leaps In*, your own pets, or made up ones! Just be sure to dress them in snazzy outfits for the broadcast.

