

Take It Away, Tommy!

BREAKING CAT NEWS

*PAPER DOLL GUIDE:
TABITHA, FIGARO, BURT, AND TILLIE*



FIND EVEN MORE TO EXPLORE AT [AMPKIDS.COM](https://www.ampkids.com)

**Andrews McMeel
PUBLISHING®**

KIDS

TIPS FOR PAPER DOLLS



Scissors:
Safety first!
Be careful,
take your time.



Ask someone to help you,
if you're not allowed to use
scissors. (...Like Lupin)

Make your own clothes:
Flip a patterned piece
of paper over and trace
an outfit face down. Cut it
out and you've got pajamas
or a fancy new suit! (Or
draw and color an outfit
on the tracing!)



Cut traced
outfits
in half for
shirts and
pants.

Hint: Shine a flashlight behind the
paper to trace exact collar
lines, ties and shirt hems!



Puppets:

Glue a popsicle stick
to the back of each
doll, and you've got
a little puppet to
move around
and voice!



Boxes:

They're not
just for naps
anymore!
Turn any box into
a puppet theater.

Puppet Theaters: By cutting a window into a box, you can create a
puppet theater! You can even make your own cardboard television
and act out broadcasts inside! Delivery boxes, shoe boxes, and
oatmeal containers all make great little theaters.



Make curtains
for your theater
by looping fabric over
string and fastening it
with glue, thread, or
safety pins.

Decorate your theater with
paint, crayons, craft paper,
scraps of fabric, stickers—
anything you have!




BREAKING CAT NEWS PAPER DOLLS


Tabitha




Everyday
clothes



Outer
gear



Pajamas



Red dot
(caught)


Formal
wear




Figaro




Novelty
Ice Cream
Cone Lamp




Everyday
clothes



Outer
gear



Pajamas




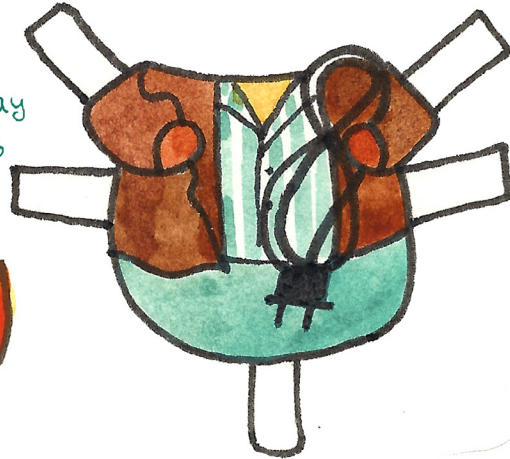
Formal
wear

Burt




Box o' wires


Everyday clothes




Pajamas



Outer gear




Formal wear



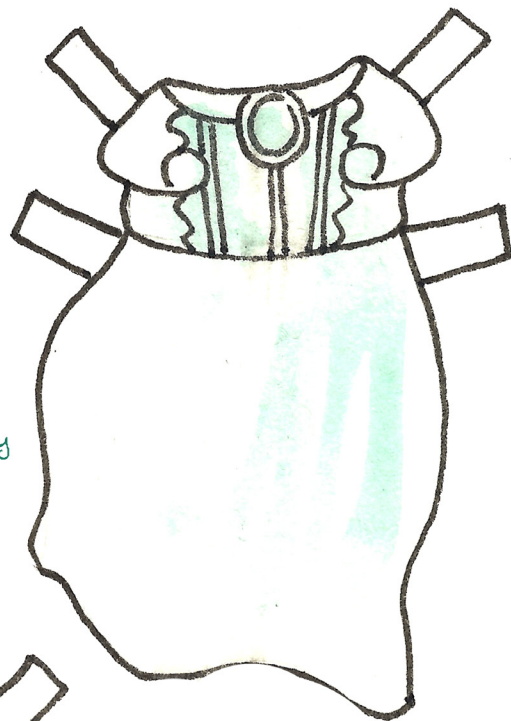
Tillie




Everyday
clothes



(cut along the
dotted line)



Pajamas




Tillie's clothes



(cut along the dotted line)



Formal wear



(cut along the dotted line)

Outer gear

