



HOW TO DRAW A TURTLE




1. two ovals




2. leaf shapes for legs



3. big eyes and smile




4. add shell lines and a hat



5. make it colorful

Now you try.

Different shell shapes make different turtles. Experiment!



Sea turtle



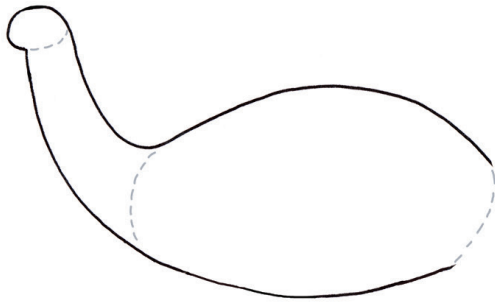
Shy turtle



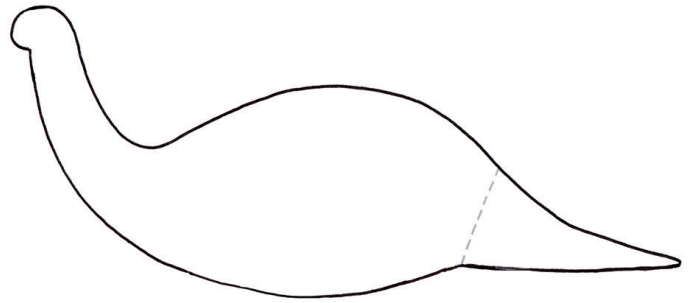
Tortoise




NESSIE




1. connect a big and little oval with two lines




2. a triangle makes the tail



3. four small triangles become the flippers



4. add a top hat, bow tie, cane, and a dot for the eye



5. give it a jazzy look

Your Nessie's next.

Practice your Nessies here. What colorful patterns and fancy headwear might they have?

