

HEDGEHOG



1. start with an oval outline for the body



2. heart for face, circles for ears and eyes, oval nose, and lines for claws



3. add a scarf



4. make it really spiky



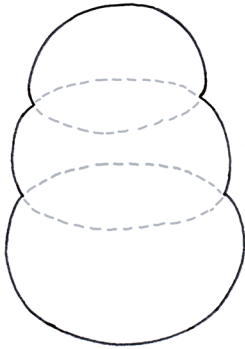
5. color it in

Your turn.

Doodle lots of hedgehogs in different poses.
Use the shapes below to help you get started.



SNOWMAN



1. three ovals



2. a cute facial expression



3. sticks for hands and ovals for shoes










4. hat, scarf, and buttons



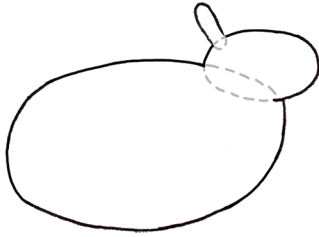
5. add some color

Draw your own.


Get creative! Draw different faces on these snowpeople.




UNICORN



1. start with three ovals



2. chubby triangles for legs and clouds for mane and tail



3. dots for eyes and nose and a stripy horn



4. add presents



5. finish with magical color

Draw your own.

Doodle more unicorns and horses. Add twinkly lights
and presents to make them extra Christmassy.

